

SDPS Equipment



Device Name: Full Size Swinger

Company: GT Target Stands

URL: <https://www.gttargets.com/swing.htm>

Quantity: 2

Stored: Conex 2

Action: The target will swing back and forth.

Setup Notes: Adjust the weight to change the rate of swing.



Device: Swinger Target

Company: MGM Targets

URL: <https://mgmtargets.com/product/swinger-target/>

Quantity: 6

Stored: Conex 2

Action: The target will swing back and forth.

Setup Notes: Adjust the weight to change the rate of swing.



Device Name: Mini Swinger – Wiggler Target Stand

Company: GT Target Stands

URL: <https://www.gttargets.com/miniwig.htm>

Quantity: 1

Stored: Conex 2

Action: The target will swing, waggle or just drop to either side.

Setup Notes: Adjust the weight to change the rate of swing, waggle or drop.



Device Name: Gravity Turning Target Stand

Company: GT Target Stands


URL: <https://www.gttargets.com/turn.htm>

Quantity: 1

Stored: Conex 2

Action: The target will turn, be exposed once for a second or two then disappear.

Setup Notes: There is a measured activator stick with a loop at the bottom to attach the activator cable. The best practice is to place the measured activator stick loop on the bottom. The top of the stick should be placed below the edge of the weight and the bottom of the stick resting on the metal of the unit for an easier pull.



Device: Snapper Target

Company: MGM Targets


URL: <https://mgmtargets.com/product/drop-turner/>

Quantity: 2

Stored: Conex 2

Action: When activated the device will pop up the rear target then pop up the front target. It can be configured to only have one target pop up.

Setup Notes: Target sticks can only be 4' in height max or the device will not 'snap' close.



Device Name: Out and Back Target Stand

Company: GT Target Stands

URL: <https://www.gttargets.com/outnbackTarget.htm>

Quantity: 2

Stored: Conex 2

Action: The target will swing out and then swing back.

Setup Notes: Adjust weights to change the rate of swing out and back.



Device: Attack Target

Company: MGM Targets

URL:

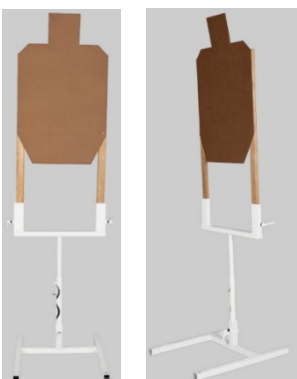
<https://mgmtargets.com/product/attack-target/>

Quantity: 1

Stored: Conex 2

Action: The target travels down the tracks.

Setup Notes: Target may be placed in the sled in line with the track or perpendicular. For setup contact the equipment manager for assistance. *Do not place any weights on the trolley because it will cause damage to the driving mechanism.*



Device: Drop Turner Cardboard Target

Company: MGM Targets

URL: <https://mgmtargets.com/product/drop-turner/>

Quantity: 4

Stored: Conex 2

Action: The target will be exposed once or twice.


Setup Notes: There are two spots for a pin to be placed in the unit. One for a double turn and one for a single turn.



Device: "Holy Monkey" Swinger Kit
Company: USA Targets
URL: ["Holy Monkey" Swinger Kit \(targetusa.com\)](http://targetusa.com)
Quantity: 1
Stored: Conex 2
Action: The device will swing from two access points.
Setup Notes:



Device: Double Swinger
Quantity: 1
Stored: Conex 2
Action: The targets will swing back and forth.
Setup Notes: Weights can be adjusted on targets to vary the rate of swing. There is a custom post designed for the prop. Shown in picture.



Device: Up/Down target
Quantity: 1
Stored: Conex 2
Action: Target will go up and down once or can swing up and down several times.
Setup Notes: Kettle weight is for repetitive swinging up and down. Free weights are for one up and down. There is an orange bucket with small wood planks to be used as a cross beam to support the head of the cardboard target. They can be stapled to the vertical posts.



Device: Bobber Target
Company: USA Targets
URL: <https://www.rangemastersteel.com/bobber-target.html>
Quantity: 1
Stored: Conex 2
Action: Target will go up and down once or can swing up and down several times.
Setup Notes: Adjust weights to obtain desired results.



Device: Drop Out Target

Quantity: 2

Stored: Conex 2

Action: Target will fall to the side when activated.

Setup Notes: The swing arm can be adjusted to different heights.



Device: Pressure Plate Target Activator

Company: MGM Targets

URL: <https://mgmtargets.com/product/pressure-plate-target-activator/>

Quantity: 3 "Step-On" and 1 "Step-Off"

Stored: Conex 2

Action: The "Step-On" will activate an item if it is stepped on. The "Step-Off" will activate after the user has stepped off the device.

Setup Notes: Place cable on the rods to pull the cable to activate devices.



Device: Stomp Plate

Company: USA Targets

URL: ["Bigfoot" Stomp Pedal Activator \(targetsusa.com\)](http://targetsusa.com)

Quantity: 2

Stored: Conex 2

Action: Device will pull cable when stepped on.

Setup Notes: Pins on sides will come out from time to time.



Device: Cardboard Target Stand 45°

Company: MGM Targets, Home made

URL: <https://mgmtargets.com/product/cardboard-target-stand-45/>

Quantity: 3 (There are 5 homemade versions as well)

Stored: Conex 2

Action: None.



Device: Pepper Poppers – Large 42”

Company: MGM Targets

URL: <https://mgmtargets.com/product/pepper-poppers>

Quantity: 5

Stored: Conex 1

Action: Target will fall backwards.

Setup Notes: Adjust bolt at base of popper to allow for ease of fall



Device: US Pepper Poppers – Medium 24”

Company: MGM Targets

URL: <https://mgmtargets.com/product/pepper-poppers>

Quantity: 8

Stored: Conex 1

Action: Target will fall backwards.

Setup Notes: Adjust bolt at base of popper to allow for ease of fall



Device: Pepper Poppers – Medium 24”

Quantity: 6

Stored: Conex 1

Action: Target will fall backwards.

Setup Notes: Adjust bolt at base of popper to allow for ease of fall



Device: 8” Popper

Company: Big Johns Iron Works

URL: <http://bigjohnsironworks.com/>

Quantity: 7

Stored: Conex 2

Action: Plate will fall and remain down when hit.

Setup Notes: Height of target depends on size of post used.



Device: 8” Plates

Quantity: 7

Stored: Conex 1

Setup Notes: Posts are in Conex 1.



Device: Door

Quantity: 1

Stored: Infront of Conex 2

Action: Opens from the left-hand side.


Setup Notes: There are mount points on both sides of the door to attach to walls.



Device: Bianca Wall

Quantity: 7

Stored: On the south side of Conex 2



Coming Soon

Device: Zip Line Target

Quantity: 2

Stored: Conex 2